



# crop estimates committee oesskattingskomitee

**From/Van:** Mr Baldwin Netshifhefe  
**Tel:** 012 319 8043/32 **E-mail/E-pos:** BaldwinN@dalrrd.gov.za

Web page/Webblad: [www.dalrrd.gov.za/old\\_website/statistics](http://www.dalrrd.gov.za/old_website/statistics) and economic reports or  
[www.sagis.org.za/CEC](http://www.sagis.org.za/CEC): Crop Estimates **EMBARGO: 14:30**



agriculture, land reform  
& rural development

Department:  
Agriculture, Land Reform and Rural Development  
REPUBLIC OF SOUTH AFRICA

The area planted estimate and **fourth** production forecast for summer crops for 2023 is hereby released.  
Hiermee word die oppervlakte- en vierde produksieskatting vir somergewasse vir 2023 vrygestel.

**SUMMER CROPS – AREA PLANTED AND FOURTH PRODUCTION FORECAST: 2023**

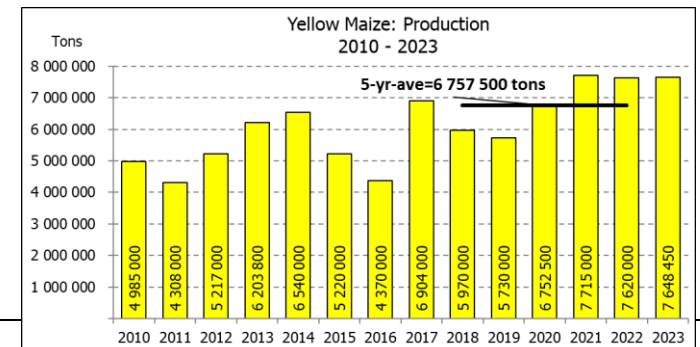
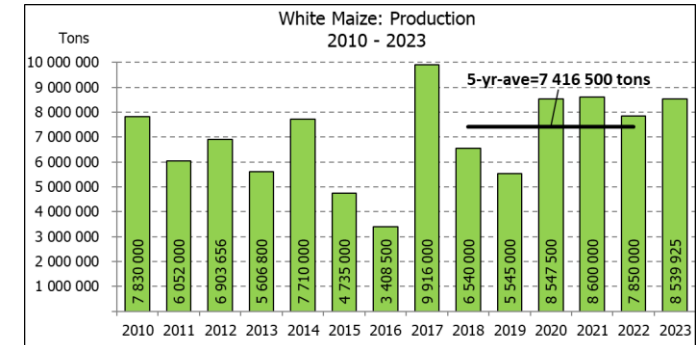
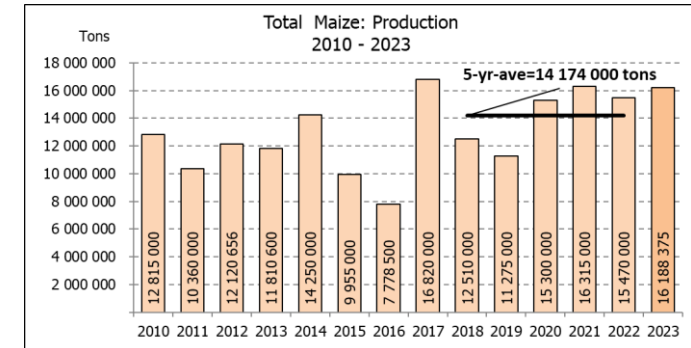
**SOMERGEWASSE – OPPERVLAKTE- EN VIERDE PRODUKSIESKATTING: 2023**

CROP/GEWAS	Area planted/ Opp beplant <b>2023 Ha (A)</b>	4 <sup>th</sup> forecast/ 4 <sup>de</sup> skatting <b>2023 Tons (B)</b>	3 <sup>rd</sup> forecast/ 3 <sup>de</sup> skatting 2023 Tons (C)	Area planted/ Opp beplant 2022 Ha (D)	Final crop/ Finale oes 2022 Tons (E)	Change/ Verandering/ % (B) ÷ (C)
<b>Commercial/Kommersiëel:</b>						
White maize/Witmielies	1 521 300	8 539 925	8 361 175	1 575 000	7 850 000	+2,14
Yellow maize/Geelmielies	1 064 800	7 648 450	7 528 600	1 048 000	7 620 000	+1,59
Total Maize/Totale Mielies	2 586 100	16 188 375	15 889 775	2 623 000	15 470 000	+1,88
Sunflower seed/Sonneblomsaad	555 700	797 610	797 610	670 700	845 550	-
Soybeans/Sojabone	1 148 300	2 755 300	2 755 300	925 300	2 230 000	-
Groundnuts/Grondbone	31 300	51 510	49 080	43 400	48 500	+4,95
Sorghum	34 000	104 700	107 180	37 200	103 140	-2,31
Dry beans/Droëbone	36 650	48 560	46 710	42 900	52 590	+3,96
<b>Non-Commercial Maize/Nie-Kommersiële Mielies</b>						
Total Maize/Totale Mielies	358 620	664 040	664 040	378 800	667 000	-
<b>Maize/Mielies: Commercial/Kommersiëel + Non-Commercial/Nie-Kommersiëel</b>						
Total Maize RSA/Totaal Mielies RSA	2 944 720	16 852 415	16 553 815	3 001 800	16 137 000	+1,80

Note: Estimate is for calendar year, e.g. production season 2022/23 = 2023

Nota: Skatting is vir kalenderjaar, bv. produksie-seisoen 2022/23 = 2023

25 May/Mei 2023



The Crop Estimates Committee comprises officials of the following institutions:

Department of Agriculture, Land Reform and Rural Development; Provincial Departments of Agriculture; various ARC-Institutes (Soil, Climate and Water; Small Grains Institute; and Grain Crops Institute); BFAP and Statistics SA.

**WHITE AND YELLOW MAIZE – AREA PLANTED AND FOURTH PRODUCTION FORECAST: 2023**

**WIT- EN GEELMIELIES – OPPERVLAKTE EN VIERDE PRODUKSIESKATTING: 2023**

Provinsie/ Province	Area planted/ Oppervlakte beplant 2023			4 <sup>th</sup> forecast/ 4 <sup>de</sup> skatting 2023			Area planted/ Oppervlakte beplant 2022			Final crop/ Finale oes 2022		
	White/ Wit Ha	Yellow/ Geel Ha	Total/ Totaal Ha	White/ Wit Tons	Yellow/ Geel Tons	Total/ Totaal Tons	White/ Wit Ha	Yellow/ Geel Ha	Total/ Totaal Ha	White/ Wit Tons	Yellow/ Geel Tons	Total/ Totaal Tons
Western Cape/Wes-Kaap	250	3 500	3 750	2 375	32 900	35 275	500	3 500	4 000	4 750	32 900	37 650
Northern Cape/Noord-Kaap	1 000	43 500	44 500	12 500	652 500	665 000	3 000	42 000	45 000	36 000	672 000	708 000
Free State/Vrystaat	780 000	401 000	1 181 000	4 524 000	2 626 550	7 150 550	826 500	398 000	1 224 500	3 801 900	2 547 800	6 349 700
Eastern Cape/Oos-Kaap	5 750	25 000	30 750	40 250	187 500	227 750	6 000	20 500	26 500	40 800	157 900	198 700
KwaZulu-Natal	49 000	65 000	114 000	308 700	533 000	841 700	52 000	59 000	111 000	322 400	489 700	812 100
Mpumalanga	156 500	352 000	508 500	1 032 900	2 499 200	3 532 100	165 000	350 000	515 000	1 072 500	2 554 000	3 626 500
Limpopo	16 800	22 800	39 600	117 600	182 400	300 000	15 500	25 000	40 500	102 300	202 500	304 800
Gauteng	56 000	52 000	108 000	358 400	374 400	732 800	56 500	56 000	112 500	361 600	403 200	764 800
North West/Noordwes	456 000	100 000	556 000	2 143 200	560 000	2 703 200	450 000	94 000	544 000	2 107 750	560 000	2 667 750
Total/Totaal	1 521 300	1 064 800	2 586 100	8 539 925	7 648 450	16 188 375	1 575 000	1 048 000	2 623 000	7 850 000	7 620 000	15 470 000

**SUNFLOWER SEED – AREA PLANTED AND FOURTH PRODUCTION FORECAST: 2023**

**SONNEBLMSAAD – OPPERVLAKTE EN VIERDE PRODUKSIESKATTING: 2023**

Province/ Provinsie	Area planted/ Opp beplant Ha 2023	4 <sup>th</sup> forecast/ 4 <sup>de</sup> skatting Tons 2023	Area planted/ Opp beplant Ha 2022	Final crop/ Finale oes Tons 2022
Western Cape/Wes-Kaap	-	-	-	-
Northern Cape/Noord-Kaap	2 500	6 250	2 500	6 250
Free State/Vrystaat	290 000	449 500	357 000	499 800
Eastern Cape/Oos-Kaap	700	1 400	300	750
KwaZulu-Natal	300	600	-	-
Mpumalanga	5 000	7 250	3 500	5 250
Limpopo	100 000	105 000	110 000	77 000
Gauteng	2 200	2 860	2 400	3 000
North West/Noordwes	155 000	224 750	195 000	253 500
Total/Totaal	555 700	797 610	670 700	845 550

**SOYBEANS – AREA PLANTED AND FOURTH PRODUCTION FORECAST: 2023**

**SOJABONE – OPPERVLAKTE EN VIERDE PRODUKSIESKATTING: 2023**

Province/ Provinsie	Area planted/ Opp beplant Ha 2023	4 <sup>th</sup> forecast/ 4 <sup>de</sup> skatting Tons 2023	Area planted/ Opp beplant Ha 2022	Final crop/ Finale oes Tons 2022
Western Cape/Wes-Kaap	-	-	-	-
Northern Cape/Noord-Kaap	1 000	3 750	800	3 000
Free State/Vrystaat	565 000	1 327 750	415 000	912 500
Eastern Cape/Oos-Kaap	4 300	12 900	3 000	9 000
KwaZulu-Natal	44 000	158 400	39 000	150 000
Mpumalanga	305 000	671 000	300 000	710 000
Limpopo	26 000	88 400	22 500	76 500
Gauteng	48 000	105 600	45 000	99 000
North West/Noordwes	155 000	387 500	100 000	270 000
Total/Totaal	1 148 300	2 755 300	925 300	2 230 000

**GROUNDNUTS – AREA PLANTED AND FOURTH PRODUCTION FORECAST: 2023****GRONDBONE – OPPERVLAKTE EN VIERDE PRODUKSIESKATTING: 2023**

Province/ Provinsie	Area planted/ Opp beplant Ha 2023	4 <sup>th</sup> forecast/ 4 <sup>de</sup> skatting Tons 2023	Area planted/ Opp beplant Ha 2022	Final crop/ Finale oes Tons 2022
Western Cape/Wes-Kaap	-	-	-	-
Northern Cape/Noord-Kaap	2 000	5 300	2 400	6 000
Free State/Vrystaat	12 300	20 910	19 000	20 900
Eastern Cape/Oos-Kaap	-	-	-	-
KwaZulu-Natal	-	-	-	-
Mpumalanga	-	-	-	-
Limpopo	2 000	5 800	2 000	4 600
Gauteng	-	-	-	-
North West/Noordwes	15 000	19 500	20 000	17 000
Total/Totaal	31 300	51 510	43 400	48 500

**SORGHUM – AREA PLANTED AND FOURTH PRODUCTION FORECAST: 2023****SORGHUM – OPPERVLAKTE EN VIERDE PRODUKSIESKATTING: 2023**

Province/ Provinsie	Area planted/ Opp beplant Ha 2023	4 <sup>th</sup> forecast/ 4 <sup>de</sup> skatting Tons 2023	Area planted/ Opp beplant Ha 2022	Final crop/ Finale oes Tons 2022
Western Cape/Wes-Kaap	-	-	-	-
Northern Cape/Noord-Kaap	-	-	-	-
Free State/Vrystaat	5 200	16 900	7 800	20 700
Eastern Cape/Oos-Kaap	-	-	-	-
KwaZulu-Natal	100	400	200	740
Mpumalanga	8 500	38 250	9 000	43 650
Limpopo	15 500	37 200	15 000	26 250
Gauteng	100	450	200	800
North West/Noordwes	4 600	11 500	5 000	11 000
Total/Totaal	34 000	104 700	37 200	103 140

**DRY BEANS – AREA PLANTED AND FOURTH PRODUCTION FORECAST: 2023****DROëBONE – OPPERVLAKTE EN VIERDE PRODUKSIESKATTING: 2023**

Province/ Provinsie	Area planted/ Opp beplant Ha 2023	4 <sup>th</sup> forecast/ 4 <sup>de</sup> skatting Tons 2023	Area planted/ Opp beplant Ha 2022	Final crop/ Finale oes Tons 2022
Western Cape/Wes-Kaap	100	180	100	150
Northern Cape/Noord-Kaap	450	990	600	1 080
Free State/Vrystaat	14 000	11 900	15 500	13 950
Eastern Cape/Oos-Kaap	200	360	200	300
KwaZulu-Natal	2 100	3 150	2 300	2 760
Mpumalanga	5 000	7 000	6 000	6 600
Limpopo	8 000	16 000	10 400	18 200
Gauteng	800	880	800	800
North West/Noordwes	6 000	8 100	7 000	8 750
Total/Totaal	36 650	48 560	42 900	52 590

**CONFIDENTIALITY ISSUES that CEC members are committed to adhere to on the day of the meeting**

- Personal items such as laptops, handbags, cell phones, etc. are not allowed in the venue during the meeting
- No member is allowed to leave the meeting before 12:00 in order to prevent disclosure of the information
- The embargo time for the release of crop estimates information is 14:30
- No member is allowed to discuss crop estimates information with anyone other than a member of the Committee before the embargo time
- Only the Chairperson, or a member appointed by the Chairperson, may release the figures to the media
- Members must regard the detail of any information that was collected for and/or discussed during the meeting, as confidential
- Individual information received for crop estimate purposes is treated strictly confidential, and is not divulged for any other purposes

**AREA ESTIMATE AND FOURTH PRODUCTION FORECAST OF SUMMER CROPS (2023 PRODUCTION SEASON)/  
OPPERVLAKTE- EN VIERDE PRODUKSIESKATTING VIR SOMERGEWASSE (2023 PRODUKSIE-SEISOEN)  
25 MAY/MEI 2023**

**Summer field crops – 2023**

**Commercial maize:** The size of the expected commercial **maize crop** has been set at 16,188 mill. tons, which is 1,88% or 298 600 tons more than the previous forecast of 15,890 mill. tons. The area estimate for maize is 2,586 mill. ha and the expected yield is 6,26 t/ha.

The estimated maize crop is 4,64% or 718 375 tons larger than the 2022 crop. The three main maize producing areas, namely the Free State, Mpumalanga and North West provinces are expected to produce 83% of the 2023 crop.

The production forecast of **white maize** is 8,540 mill. tons, which is 2,14% or 178 750 tons more than the 8,361 mill. tons of the previous forecast. The area estimate for white maize is 1,521 mill. ha and the expected yield is 5,61 t/ha.

In the case of **yellow maize**, the production forecast is 7,648 mill. tons, which is 1,59% or 119 850 tons more than the 7,529 mill. tons of the previous forecast. The area estimate for yellow maize is 1,065 mill. ha and the yield is 7,18 t/ha.

The yield per ha for the Free State and North West provinces were based on scientific and objective results provided by the ARC.

**Other summer crops:**

**Sunflower seed:** The production forecast for sunflower seed remained unchanged at 797 610 tons. The area estimate for sunflower seed is 555 700 ha, while the expected yield is 1,44 t/ha.

**Other crops:** The production forecast for **soybeans** also remained unchanged at 2,755 mill. tons. The estimated area planted to soybeans is 1,148 mill. ha and the expected yield is 2,40 t/ha.

The expected **groundnut** crop is 51 510 tons, which is 4,95% or 2 430 tons more than the 49 080 tons of the previous forecast. For groundnuts, the area estimate is 31 300 ha, with an expected yield of 1,65 t/ha.

The production forecast for **sorghum** is 104 700 tons, which is 2,31% or 2 480 tons less than the 107 180 tons of the previous forecast. The area estimate for sorghum is 34 000 ha and the expected yield is 3,08 t/ha.

In the case of **dry beans**, the production forecast increased by 3,96% or 1 850 tons, from 46 710 tons to 48 560 tons. The area estimate of dry beans is 36 650 ha, with an expected yield of 1,32 t/ha.

**Please note that the fifth production forecast for summer field crops for 2023 will be released on 27 June 2023.**

**Somergewasse – 2023**

**Kommersiële mielies:** Die grootte van die verwagte kommersiële **mielie-oes** is op 16,188 milj. ton gestel, wat 1,88% of 298 600 ton meer is as die vorige skatting van 15,890 milj. ton. Die oppervlakteskatting vir mielies is 2,586 milj. ha en die verwagte opbrengs is 6,26 t/ha.

Die geskatte mielie-oes is 4,64% of 718 375 ton groter as die 2022-oes. Die drie belangrikste mielieproduserende gebiede, nl. die Vrystaat, Mpumalanga en Noordwes provinsies, gaan na verwagting 83% van die 2023-oes produseer.

Die produksieskatting van **witmielies** is 8,540 milj. ton, wat 2,14% of 178 750 ton meer is as die 8,361 milj. ton van die vorige skatting. Die oppervlakteskatting vir witmielies is 1,521 milj. ha en die verwagte opbrengs is 5,61 t/ha.

In die geval van **geelmielies** is die produksieskatting 7,648 milj. ton, wat 1,59% of 119 850 ton meer is as die 7,529 milj. ton van die vorige skatting. Die oppervlakteskatting vir geelmielies is 1,065 milj. ha en die opbrengs is 7,18 t/ha.

Die opbrengs-bepaling per ha vir die Vrystaat en Noordwes provinsies is gebaseer op wetenskaplike en objektiewe resultate verstrekk deur die LNR.

**Ander somergewasse:**

**Sonneblomsaad:** Die produksieskatting vir sonneblomsaad is onveranderd gelaat op 797 610 ton. Die oppervlakteskatting vir sonneblomsaad is 555 700 ha, terwyl die verwagte opbrengs 1,44 t/ha is.

**Ander gewasse:** Die produksieskatting van **sojabone** is ook onveranderd gelaat op 2,755 milj. ton. Die geskatte oppervlakte beplant met sojabone is 1,148 milj. ha en die verwagte opbrengs is 2,40 t/ha.

Die verwagte **grondbone**-oes is 51 510 ton, wat 4,95% of 2 430 ton meer is as die 49 080 ton van die vorige skatting. Vir grondbone is die oppervlakteskatting 31 300 ha, terwyl die verwagte opbrengs 1,65 t/ha is.

Die produksieskatting van **sorghum** is 104 700 ton, wat 2,31% of 2 480 ton minder is as die 107 180 ton van die vorige skatting. Die oppervlakteskatting vir sorghum is 34 000 ha, en die verwagte opbrengs is 3,08 t/ha.

In die geval van **droëbone** is die produksieskatting opwaarts aangepas met 3,96% of 1 850 ton, vanaf 46 710 ton na 48 560 ton. Die oppervlakte beplant met droëbone is 36 650 ha, en die verwagte opbrengs is 1,32 t/ha.

**Neem asseblief kennis dat die vyfde produksieskatting vir somergewasse vir 2023, op 27 Junie 2023 vrygestel sal word.**

**The non-commercial agricultural sectors' production estimate for maize for 2023 is hereby released. / Hiermee word die nie-kommersiële landbou-sektor se produksieskatting vir mielies vir 2023 vrygestel.**

**NON-COMMERCIAL MAIZE – AREA PLANTED AND PRODUCTION ESTIMATE: 2023**

**NIE-KOMMERSIËLE MIELIES – OPPERVLAKTE- EN PRODUKSIESKATTING: 2023**

CROP/GEWAS	Area planted/ Opp beplant 2023 Ha (A)	Production/ Produksie 2023 Tons (B)	Area planted/ Opp beplant 2022 Ha (C)	Final crop/ Finale oes 2022 Tons (D)	Change/ Verandering % (B) ÷ (D)
Non-commercial agriculture/Nie-kommersiële landbou:					
White maize/Witmielies	278 655	472 765	296 950	482 000	-1,92
Yellow maize/Geelmielies	79 965	191 275	81 850	185 000	+3,39
Maize/Mielies	358 620	664 040	378 800	667 000	-0,44

The preliminary area planted to maize in the non-commercial agricultural sector is estimated at 358 620 ha, which represents a decrease of 5,33%, compared to the 378 800 ha of the previous season. The expected maize crop for this sector is 664 040 tons, which is 0,44% less than the 667 000 tons of last season. It is important to note that about 48% of the maize produced in the non-commercial sector, is planted in the Eastern Cape, followed by KwaZulu-Natal with 21%.

Die voorlopige oppervlakte beplant met mielies in die nie-kommersiële landbou-sektor word geskat op 358 620 ha, wat 'n afname van 5,33% verteenwoordig in vergelyking met die 378 800 ha van die vorige seisoen. Die verwagte mielie-oes van dié sektor is 664 040 ton, wat 0,44% minder is as die 667 000 ton van die vorige seisoen. Dit is belangrik om daarop te let dat ongeveer 48% van die mielies wat geproduseer word in die nie-kommersiële sektor, in die Oos-Kaap geplant word, gevolg deur KwaZulu-Natal met 21%.

